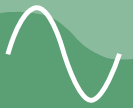


POWER MONITORING & PROTECTION

DIN RAIL SURGE SUPPRESSION STFE ELITE SERIES



DESCRIPTION

The SolaHD **STFE Elite** DIN rail mount series combines Active Tracking® technology with UL Listed surge protection to protect against the full spectrum of voltage transients and surges. It continuously tracks the input AC power line responding instantly into action upon detecting extraneous high frequency noise and high voltage transients caused by everyday events such as turning on machinery, motors, or equipment. They are built to meet your unique requirements, and are available in hardwire DIN rail mount, single phase configuration. They are designed for years of trouble free operation and require little or no operator intervention after installation.

FEATURES

- **Series connected DIN Rail mounted filter**
- **Patented durable metal mount clip**
- **Single phase applications up to 20 Amp**
- **LED status indication**
- **Form C contact for remote monitoring**

NEW!

**SOLA/
HEVI-DUTY**



STFE SERIES



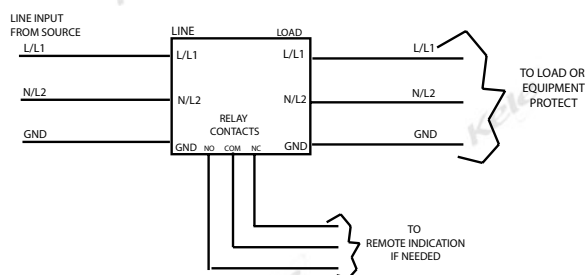
POWER MONITORING & PROTECTION

15

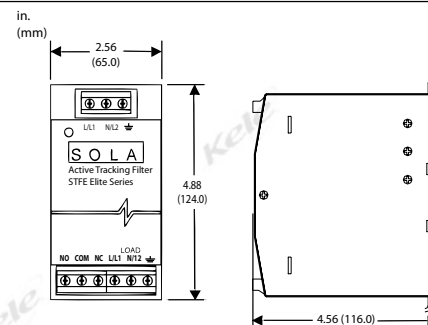
SPECIFICATIONS

Supply Voltage STFExxx-10N 120V STFExxx-24L 240V		Operating Humidity 0-95% non-condensing Weight 1.7 lbs (0.70 Kg) Approvals cURus, UL 1449, UL 1283, CE, RoHS Warranty 5 year limited
Frequency 47-63 Hz Operating Temperature -40° to 122°F (-40° to 50°C)		

WIRING



DIMENSIONS



ORDERING INFORMATION

MODEL	DESCRIPTION
STFE030-10N	3A 120V 2W+GRD Filter & Surge DIN
STFE030-24L	3A 240V 2W+GRD Filter & Surge DIN
STFE050-10N	5A 120V 2W+GRD Filter & Surge DIN
STFE050-24L	5A 240V 2W+GRD Filter & Surge DIN
STFE100-10N	10A 120V 2W+GRD Filter & Surge DIN
STFE100-24L	10A 240V 2W+GRD Filter & Surge DIN
STFE-200-10N	20A 120V 2W+GRD Filter & Surge DIN
STFE-200-24L	20A 240V 2W+GRD Filter & Surge DIN

NEW!